

Porcelaingres. Outdoor.

A new experience in outdoor living. This outstanding, 20 mm thick, through-body porcelain stoneware harmoniously combines functionality and aesthetics to redefine your outdoor spaces.





Porcelaingres. Timeless.



Porcelain stoneware surfaces. Where Italian design meets German quality.

Who we are.

We are part of the Italian Iris Ceramica Group, one of the world's leading high-end suppliers of ceramic surfaces.

In our two production sites in Vetschau (Germany) and Castellarano (Italy), we manufacture premium ceramic surfaces, that follow the highest standards in quality, sustainability, and innovation.

What we do.

We are specialized in the production of porcelain slabs in standard and large formats as well as special pieces. Our product range covers ceramic solutions for indoor and outdoor applications offering an exclusive range of colors, finishes, effects, formats, and thicknesses.

How we do.

We are passionate about rethinking standards and embrace customer needs and change as opportunities to optimize our competence in ceramic craftsmanship.

Everything we do is based on our values, which we consistently prioritize in our product development:

Quality.

We provide our customers with premium porcelain surfaces that meet the highest demands of design, functionality, and durability.

Sustainability.

We are committed to minimizing our impact on the environment through sustainable production practices, responsible sourcing of raw materials and waste reduction.

Innovation.

We constantly improve our products and services to meet customer and market demands.

**Let's start a project.
Together.**

Advantages of ceramic surfaces in 20 mm.



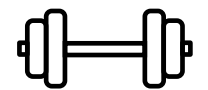
Skid resistance:
R11 A+B+C.



Weather and
UV resistance
for consistent
colors.



Frost and fire
resistance.




Resistance
to static and
dynamic loads.



Chemical
and road salt
resistance.




Easy installation
even without
adhesives or
fillers.



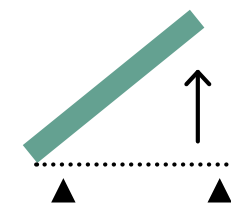
Removable and
reusable.



Efficient
rainwater
drainage.



Ideal for
paving outdoor
installations,
including
raised paving.



Allows the
installation and
maintenance of
cabling and
pipes.

Outdoor.

Porcelaingres presents an exclusively curated selection of 20 mm porcelain stoneware solutions perfect for public and private outdoor spaces.

Boasting a glorious combination of functionality and style, they cannot fail to impress. With porcelain stoneware that's waterproof, anti-slip, dirt-repellent and resistant to abrasion, heat, frost, road salt, chemicals, and light, Porcelaingres has successfully bridged the gap between function and aesthetics.

The unique outdoor range of formats, colors, effects and finishes for key building elements such as paths, steps and terraces includes additional features such as steps, pool surroundings, flowerbeds, planters and wall covers in various designs.

The 6 mm and 8 mm indoor and 20 mm outdoor solutions combine to create a seamless visual transition between interior and exterior spaces.



40% Raw material from recycling process
products assessed and found to comply
with the LEED and BREEAM regulations.

Collection: Royal Stone | Color: Platinum White
Collection: Native Stone | Color: Alver Beige





Collection: Native Stone | Color: Mystic Grey

Index.

12 Collections.

- 18 Cosmo
- 20 Dune
- 22 Estro
- 24 In Wood
- 26 Loft
- 28 Native Stone
- 30 Royal Stone
- 32 Solid Stone
- 34 Urban

36 Applications.

- 40 Steps
- 42 Pool surroundings
- 44 Flowerbeds
- 46 Planters
- 48 Wall covers

50 Installations.

- 54 Sand, gravel, and grass
- 55 Paving supports, spacing rings, and mortar sacks
- 56 Screed
- 57 Drainage mortar

58 Technology.

- 60 Full Body
- 62 Edge finishes

Collections.

Porcelaingres outdoor collections combine aesthetics with functionality and durability.

Our 20 mm, high-tech porcelain stoneware meets the exacting standards for durability and performance in outdoor spaces.

Exceptionally robust, the 20 mm surfaces defy everyday wear and tear. They are the perfect choice for high-traffic areas – from public spaces, (rooftop) patios and balconies to garden paths and stylish pool areas with matching moldings.

This porcelain stoneware combines technical innovation with timeless elegance and is available in modern designs that reflect the latest architectural trends. A variety of formats, colors, effects and finishes provides scope for individual design options to create unique outdoor areas.

Porcelaingres outdoor collections:

Cosmo
Dune
Estro
In Wood
Loft
Native Stone
Royal Stone
Solid Stone
Urban

Collection Summary.

Inspired by natural materials that combine timeless design with modern functionality, our high-quality porcelain stoneware solutions are carefully curated to bring purity and elegance to outdoor spaces.

Concrete

Cosmo



Cosmo Anthracite Cosmo Grey Cosmo Brown Cosmo Beige

Urban



Urban Anthracite Urban Brown Urban Dove Urban Mud Urban Grey



Urban Sand Urban Beige Urban Ivory Urban Cream Urban White

Wood

In Wood



Canaletto Maple

Stone

Dune



Shadow Amber Taupe Pearl

Estro




Estro Anthracite Estro Brown Estro Grey Estro Beige Estro Cream

Loft



Loft Dark Loft Smoke Loft Snow Loft Sand

Native Stone



Mystic Grey Dusky Greige Alver Beige

Royal Stone



Black Diamond Imperial Brown Palladium Grey Platinum White Noble Beige

Solid Stone



Solid Stone Anthracite Solid Stone Brown Solid Stone Grey Solid Stone Beige



Collection: Dune | Color: Shadow



Collection: Cosmo | Color: Cosmo Grey

Technical features



Click here for
Certifications and technical data
Find more details about formats,
thicknesses, skid resistances, features,
finishings and packaging.

- Antislip | R11 A+B+C | ≥ 20 mm**
- 120 × 60
 - 100 × 100
 - 60 × 60

Colors



Cosmo
Beige



Cosmo
Grey



Cosmo
Brown



Cosmo
Anthracite

Dune.



Collection: Dune | Color: Shadow

Technical features

Antislip | R11 A+B+C | ∇ 20 mm

- 120 × 60
- 100 × 100
- 60 × 60



Click here for
Certifications and technical data
Find more details about formats,
thicknesses, skid resistances, features,
finishings and packaging.

Colors



Taupe



Pearl



Amber



Shadow



Collection: Estro | Color: Estro Anthracite

Technical features



Click here for
Certifications and technical data
Find more details about formats,
thicknesses, skid resistances, features,
finishings and packaging.

Antislip | R11 A+B+C | ≥ 20 mm

- 120 × 60
- 100 × 100
- 60 × 60

Full Body – To the core of natural stone.

Thanks to a special porcelain stoneware manufacturing process, Full Body presents a chromatic homogeneity from the surface to the core. The result is a product with tangible depth and a more natural appearance, enhancing its material realism.

Colors



Estro
Anthracite



Estro
Grey



Estro
Beige



Estro
Cream



Estro
Brown

In Wood.



Collection: In Wood | Color: Canaletto

Technical features

Antislip | R11 A+B | \geq 20 mm

- 120 × 60
- 120 × 30



Click here for
Certifications and technical data
Find more details about formats,
thicknesses, skid resistances, features,
finishings and packaging.

Colors



Canaletto



Maple



Collection: Loft | Color: Loft Snow

Technical features



Click here for
Certifications and technical data
 Find more details about formats,
 thicknesses, skid resistances, features,
 finishings and packaging.

Antislip | R11 A+B+C | ≥ 20 mm

- 120 × 60
- 100 × 100
- 60 × 60

Full Body – To the core of natural stone.

Thanks to a special porcelain stoneware manufacturing process, Full Body presents a chromatic homogeneity from the surface to the core. The result is a product with tangible depth and a more natural appearance, enhancing its material realism.

Colors



Loft
Dark



Loft
Smoke



Loft
Sand



Loft
Snow

Native Stone.



Collection: Native Stone | Color: Alver Beige

Technical features



Click here for
Certifications and technical data
Find more details about formats,
thicknesses, skid resistances, features,
finishings and packaging.

- Antislip | R11 A+B+C | ≥ 20 mm**
- 120 × 60
 - 100 × 100
 - 60 × 60

Colors



Dusky
Greige



Alver
Beige



Mystic
Grey

Royal Stone.



Collection: Royal Stone | Color: Noble Beige

Technical features



Click here for
Certifications and technical data
Find more details about formats,
thicknesses, skid resistances, features,
finishings and packaging.

- Antislip | R11 A+B+C | ≥ 20 mm**
- 120 × 60
 - 100 × 100
 - 60 × 60

Colors



Black
Diamond



Imperial
Brown



Palladium
Grey



Noble
Beige



Platinum
White

Solid Stone.



Collection: Solid Stone | Color: Solid Stone Grey

Technical features

Antislip | R11 A+B+C | ∇ 20 mm

- 120 × 60
- 100 × 100
- 60 × 60



Click here for
Certifications and technical data
Find more details about formats,
thicknesses, skid resistances, features,
finishings and packaging.

Colors



Solid Stone
Beige



Solid Stone
Grey



Solid Stone
Brown



Solid Stone
Anthracite

Urban.



Collection: Urban | Color: Urban Cream

Technical features



Click here for
Certifications and technical data
Find more details about formats,
thicknesses, skid resistances, features,
finishings and packaging.

- Antislip | R11 A+B+C | ≥ 20 mm**
- 120 × 60
 - 100 × 100*
 - 60 × 60

Colors



Urban
Anthracite*



Urban
Sand



Urban
Dove



Urban
Ivory*



Urban
Grey*



Urban
White



Urban
Cream*



Urban
Beige*



Urban
Mud*



Urban
Brown*

Applications.

Versatility is a key feature of the Porcelaingres outdoor collection. The extensive range of formats, colors, effects and finishes provides fertile ground for creative and individual solutions.

Porcelaingres outdoor solutions can be used for everything from external staircases with non-slip, wear-resistant surfaces for safety and aesthetic continuity, to stunning swimming pool surfaces that are water and chemical resistant.

Our porcelain stoneware surfaces provide ultimate protection from the elements and are ideal for flowerbeds and planters that blend in with the floor and wall coverings to create a harmonious look in your outdoor space.

The versatile, 20 mm slabs can also be used in various ways for exterior wall designs, such as plinth cladding. They offer a weather-resistant and high-grade solution for façades.

Porcelaingres outdoor applications:

Steps
Pool surroundings
Flowerbeds
Planters
Wall covers



Collection: Urban | Color: Urban Cream

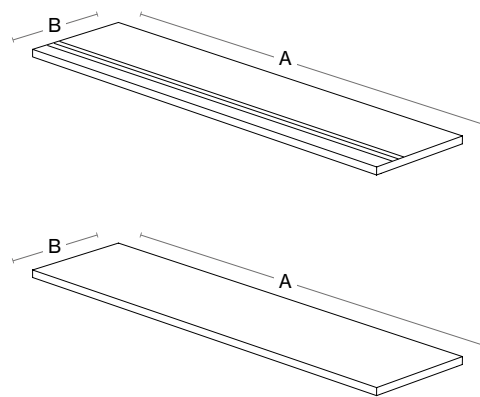
Steps.



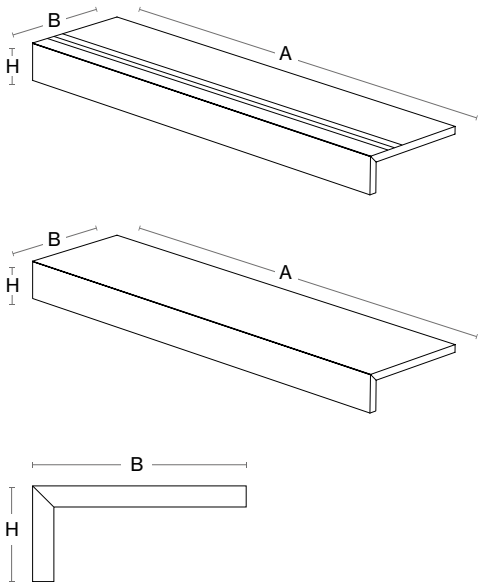
Collection: Urban | Color: Urban Cream

Types

Module



Module L



Technical features

Formats:

A 120, 100, 60 cm
B 30 cm

Customization:

- In all outdoor collections.
- With or without grooves on the surface.
- Edge finishes:



Rounded



90° Rounded



Squared

Formats:

A 120, 100, 60 cm
B 30 cm
H 15 - 17 cm

Customization:

- In all outdoor collections.
- With or without grooves on the surface.

Additional types and formats on request.

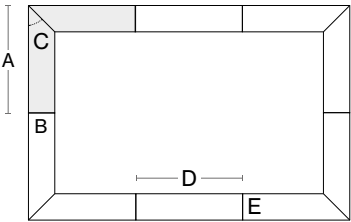
Pool surroundings.



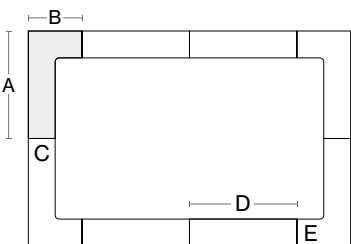
Collection: Urban | Color: Urban Cream

Types

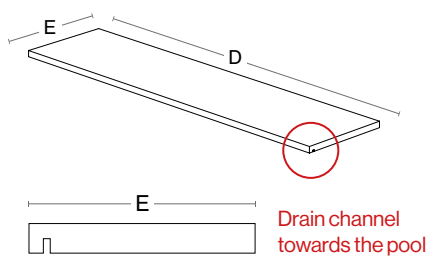
Corner (2 pieces)



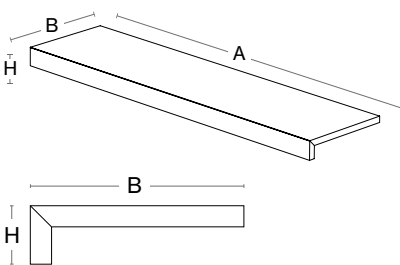
Corner (1 piece: left or right)



Module



Module L



Technical features

Formats:

A 120, 100, 60 cm
B 30 cm
C 45°

Formats:

A 120 cm
B 60 cm
C 30 cm

Formats:

D 120, 100, 60 cm
E 30 cm

Customization:

- In all outdoor collections.
- With or without drain channel below the surface.
- Edge finishes:



Rounded



90° Rounded



Squared

Formats:


A 120, 100, 60 cm
B 30 cm
H 6 cm

Customization:

- In all outdoor collections.

Additional types and formats on request.

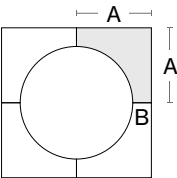
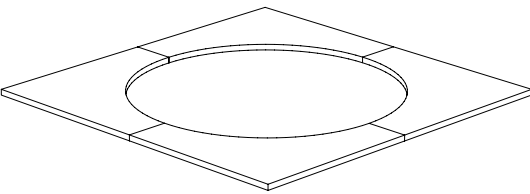
Flowerbeds.



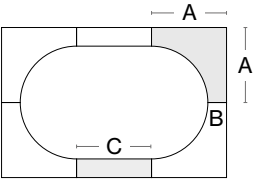
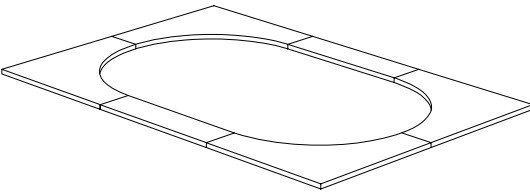
Collection: Urban | Color: Urban Cream

Types

Corner (1 piece)



Corner (1 piece) + Module



Technical features

Formats:

A 120, 100, 60 cm
B 15 cm

Formats:

A 120, 100, 60 cm
B 15 cm
C 120, 100, 60 cm

Customization:

- In all outdoor collections.
- Edge finishes:



Rounded



90° Rounded



Squared

Additional types and formats on request.

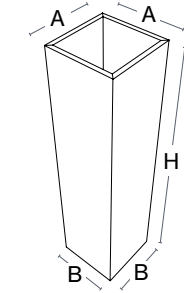
Planters.



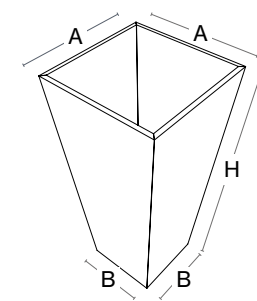
Collection: Urban | Color: Urban Cream

Types

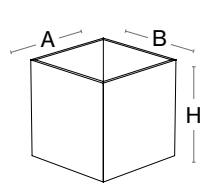
Planter 30



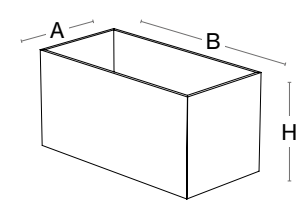
Planter 35



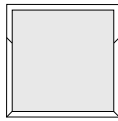
Planter 60



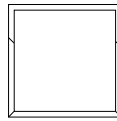
Planter 120



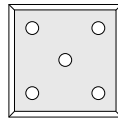
Bottom options:



With bottom



Without bottom



With bottom plus holes

Technical features

Formats:

A 30 cm
B 30 cm
H 120 cm

Formats:

A 55 cm
B 35,6 cm
H 114,5 cm

Formats:

A 60 cm
B 60 cm
H 60 cm

Formats:

A 60 cm
B 120 cm
H 60 cm

Customization:

- In all outdoor collections.
- With bottom, without bottom or with bottom plus holes.

Note:

In case of strong root growth, it is important to take additional precautions to prevent damage to plants and surrounding planters.

Additional types and formats on request.

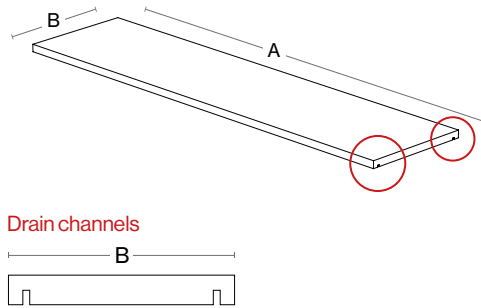
Wall covers.



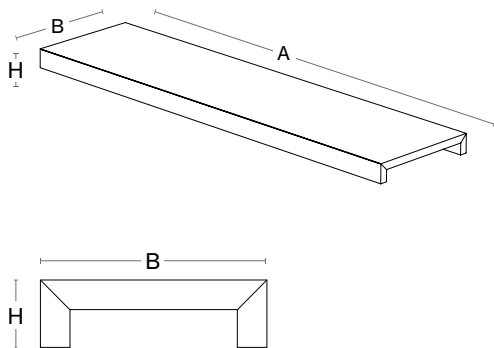
Collection: Urban | Color: Urban Cream

Types

Module



Module U



Technical features

Formats:

A 120, 100, 60 cm
B 20 - 60 cm

Customization:

- In all outdoor collections.
- With or without drain channels below the surface.
- Edge finishes:



Rounded



90° Rounded



Squared

Formats:

A 120, 100, 60 cm
B 20 - 50 cm
H 5 cm

Customization:

- In all outdoor collections.

Notes:

- Long sides (A) are polished.
- The wall cover must be wider than the wall to be covered.

Additional types and formats on request.

Installations.

Weather, usage, stress – outdoor flooring has much to withstand.

That's why there are a number of solutions and installation methods that can be customized to meet specific requirements.

Individual planning is crucial: your architect, skilled tradesman or specialist wholesaler will provide you with the expert advice you need.

Our experienced technical team is also on hand with specialist knowledge and guidance.

Porcelaingres outdoor installations:

Sand, gravel, and grass
Paving supports, spacing
rings, and mortar sacks
Screed
Drainage mortar



Unbonded installation
on sand, gravel,
and grass.

Loose installation
on paving supports,
spacing rings, and
mortar sacks.

Bonded
installation
on screed.

Bonded
installation on
drainage mortar.

Unbonded installation on sand, gravel, and grass.

With unbonded installation on sand, gravel or grass, slabs are laid without mortar or adhesive.

The slabs are laid loosely on a course of hardcore, gravel or sand.

A stable, well-compacted base layer of crushed stone ensures optimum sub-base preparation. This is followed by the bedding layer of chippings, gravel or sand on which the ceramic slabs are laid and lightly tapped in to create an even surface. The gaps can be filled with grit or sand to allow natural drainage.

This type of installation offers great flexibility for adjustments or repairs and is particularly suitable for patios, footpaths and other outdoor areas.



[Click here for
Technical installation details](#)



Collection: Native Stone | Color: Dusky Greige

Loose installation on paving supports, spacing rings, and mortar sacks.

Loose installation on paving supports, spacing rings, and mortar sacks creates a stable and level surface – even on uneven surfaces and without adhesive.

Adjustable plastic feet or alternative systems are used for height adjustment. Elevated track systems can also be used for additional stability and flexible installation. The water drains directly into the sub-base via the covering joints.

An easily accessible cavity is created under the porcelain stoneware surface, ideal for laying installations and pipes.

This construction method is increasingly being used on roof terraces, in new buildings and for renovations.



[Click here for
Technical installation details](#)



Collection: Native Stone | Color: Dusky Greige

Bonded installation on screed.

With bonded screed installation the ceramic slabs are firmly attached to the sub-base.

Thorough waterproofing measures are required before bonding. Surface water runs off exclusively via the slope.

This construction method offers high stability with a low installation height and is often used on balconies and when renovating existing terraces.

Complex preparation and skilled workmanship make this type of installation particularly challenging.



Collection: Native Stone | Color: Dusky Greige



[Click here for
Technical installation details](#)

Bonded installation on drainage mortar.

With bonded installation on drainage mortar, porcelain stoneware surfaces are firmly adhered to the sub-base, ensuring long-term stability and durability.

The permeable sub-base effectively allows water to drain away, preventing frost damage and allowing the resulting surface to resist static and dynamic loads.

First of all, the sub-base is prepared with a stable layer of hardcore. The slabs are then laid on drainage mortar with a suitable adhesive.

The joints are firmly sealed, with sloping allowing the surface water to run off naturally.



Collection: Native Stone | Color: Dusky Greige



[Click here for
Technical installation details](#)

Technology.

Technology for the highest demands.

The Porcelaingres outdoor range includes 20 mm thick ceramic surfaces made from high-quality natural materials using state-of-the-art technology.

Their special properties combine functionality and aesthetics: durable, weather-resistant and versatile. Thanks to innovative processing, the surfaces are pleasing to the touch and easy to maintain.

Full Body technology allows the design to run seamlessly through to the cut edge – for a look that emulates natural stone.

Porcelaingres outdoor technology:

Full Body
Edge finishes

Full Body.

Full Body slabs are produced under high pressure of temperatures up to 1,300 °C.

The result: a homogeneous, waterproof and hard-wearing surface that guarantees maximum durability, stain resistance and hygiene.

These ceramic surfaces are particularly suitable for areas with visible edges and corners. Whether for steps, skirting boards, furniture, kitchen worktops, edging or pool edges – the design flows seamlessly along the edges. This creates the impression of a continuous slab with consistent material thickness and an iridescent surface.

The harmonious composition of fragments in different colors and formats creates a look that authentically imitates natural materials. Each surface has a unique, modern and timeless appeal.



Collection: Estro | Color: Estro Cream
Collection: Loft | Color: Loft Smoke



Collection: Loft | Color: Loft Smoke

Porcelaingres outdoor collections with Full Body technology:

Estro
Loft

Edge finishes.

Design without compromise.

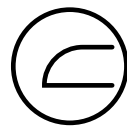
The outdoor range from Porcelaingres redefines the outdoor experience. The unique 20 mm ceramic slabs not only offer a wide range of formats, colors, effects and finishes, but also the option of customizing edges and setting design accents.

Whether a functional garden path, an inviting patio or a safe pool area – different edge finishes allow details to be fine-tuned to meet design and functional requirements.

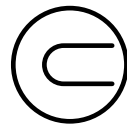
This creates precise transitions, accentuated finishes and safe walkable areas that nicely round off the overall appearance and emphasize the character of the design at the highest level.



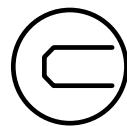
90° Rounded



Rounded



Squared



Collection: Estro | Color: Estro Cream
Collection: Loft | Color: Loft Smoke

Porcelaingres GmbH
Irisstraße 1
03226 Vetschau – Germany
Tel. +49 (0)35433 / 597-0

GranitiFiandre spa
Via Radici Nord, 112
42014 Castellarano (RE) – Italy
Tel. +39 0536 819611

Castellarano Showroom
Via Guido Reni 2
42014 Castellarano (RE) – Italy
www.porcelaingres.com
info@porcelaingres.com

Vetschau Showroom
Irisstraße 1
03226 Vetschau – Germany
www.porcelaingres.com
info@porcelaingres.com

A BRAND OF  IRIS CERAMICA GROUP

Note: Outdoor updated on April 2025

Colors and decors reproductions are approximate. All rights are reserved. Total or partial reproduction of text or illustrations of this catalogue is prohibited and is subject to legal sanctions. The technical data were updated at the catalogue printing time; therefore, the listed data may alter. The actual technical data can be found online.

Outdoor - © 2025 Porcelaingres GmbH - All rights reserved.

Search “PORCELAINGRES”
on your app store
www.porcelaingres.com/pdfapp



Porcelaingres®